
























# FERRAZ SHAWMUT

## Overview Insulated Wall Mounting Cabinets

ARIA IP66	PolySafe IP65
<b>AN1208</b>  300 x 200 x 170 mm 11.8 x 7.9 x 6.7 inches	<b>PS2020</b>  500 x 500 x 320 mm 19.7 x 19.7 x 12.6 inches
<b>AN1612</b>  400 x 300 x 170 mm 15.7 x 11.8 x 6.7 inches	<b>PS2030</b>  500 x 750 x 320 mm 19.7 x 29.5 x 12.6 inches
<b>AN2016</b>  500 x 400 x 230 mm 19.7 x 15.7 x 9.0 inches	<b>PS3020</b>  750 x 500 x 320 mm 29.5 x 19.7 x 12.6 inches
<b>AN2416</b>  600 x 400 x 230 mm 23.6 x 15.7 x 9.0 inches	<b>PS3030</b>  750 x 750 x 320 mm 29.5 x 29.5 x 12.6 inches
<b>AN2820</b>  700 x 500 x 270 mm 27.6 x 19.7 x 10.6 inches	<b>PS3040</b>  750 x 1000 x 320 mm 29.5 x 39.4 x 12.6 inches
<b>AN3325</b>  800 x 600 x 300 mm 31.5 x 23.6 x 11.8 inches	<b>PS3052</b>  750 x 1250 x 320 mm 29.5 x 49.2 x 12.6 inches
<b>AN4032</b>  1000 x 800 x 300 mm 39.4 x 31.5 x 11.8 inches	<b>PS4020</b>  1000 x 500 x 320 mm 39.4 x 19.7 x 12.6 inches
	<b>PS4030</b>  1000 x 750 x 320 mm 39.4 x 29.5 x 12.6 inches
	<b>PS4040</b>  1000 x 1000 x 320 mm 39.4 x 39.4 x 12.6 inches
	<b>PS4042</b>  1000 x 1000 x 320 mm 39.4 x 39.4 x 12.6 inches
	<b>PS4052</b>  1000 x 1250 x 320 mm 39.4 x 49.2 x 12.6 inches
	<b>PS5030</b>  1250 x 750 x 320 mm 49.2 x 29.5 x 12.6 inches
	<b>PS5042</b>  1250 x 1000 x 320 mm 49.2 x 39.4 x 12.6 inches
	<b>PS5046</b>  1250 x 1000 x 320 mm 49.2 x 39.4 x 12.6 inches

H x W x D in mm and inches



## Universal polyester cabinets

- Ergonomic closing mechanism
- A two point locking mechanism and operated by swing-handle (for profile half cylinder locks)
- Reducing closing force by 25%
- Patented doorlifter ensuring the door taking it's center position during closing (as from ARIA 75)
- Self-adhesive rainhood as a standard accessory wich each cabinet

## Features

- The range is available in seven sizes, ranging from 300 x 200 to 1000 x 800 mm.
- The cabinets are made of light-grey (RAL 7035) hot moulded, glass fibre reinforced polyester, dyed in mass. The enclosure is furnished with four threaded studs and bolts for mounting plate or mounting frame installation.
- The enclosure provides total insulation and a protection degree of **IP66** following IEC 60529 and EN 60529.
- Protection degree IK10 against external mechanical impacts according to EN 50102. (IK07 for cabinets with glazed door)
- This protection covers the total volume of the enclosure according to EN 50298.
- Resists temperatures up to 70°C in continuous use (peak temperatures up to 150°C).
- Self extinguishing and halogen-free.
- Cabinets are maintenance free and corrosion resistant.
- Rated insulation voltage  $U_i = 1000V$ .

## Standards

IEC 60439-1  
IEC 60529  
EN 60439-1  
EN 60529  
EN 50298

## Approvals



UL types 3, 3R, 3S, 4, 4X,  
12 and 13



CSA types 3, 3R, 3S, 4, 4X,  
12 and 13



AS 3132-1991  
Australian Standards













## Applications




- Heavy industry
- Steel mills
- Petrochemical plants
- Temporary connection (for construction sites)
- Brewery
- Public services
- Street signalisation





### Modular polyester boxes

		Type	 AN1208	 AN1612	 AN2016	 AN2416	
	<b>Cabinet</b>  <b>IP66 - IK10</b>	H x W x D, in.	11.8 x 7.9 x 6.7	15.7 x 11.8 x 6.7	19.7 x 15.7 x 9.0	23.6 x 15.7 x 9.0	
		H x W x D, mm	300 x 200 x 170	400 x 300 x 170	500 x 400 x 230	600 x 400 x 230	
	With double bit lock 3 mm	Ref. No.	AN1208	AN1612	AN2016	AN2416	
			one point closing system	one point closing system	three point closing system	three point closing system	
		Ref. No.	AN1208PL	AN1612PL	AN2016PL	AN2416PL	
Padlockable with quick release twist latches			three point closing system	three point closing system	three point closing system		
	<b>Glazed door cabinet</b>  <b>IP66 - IK07</b>	H x W x D, in.	11.8 x 7.9 x 6.7	15.7 x 11.8 x 6.7	19.7 x 15.7 x 9.0	23.6 x 15.7 x 9.0	
		H x W x D, mm	300 x 200 x 170	400 x 300 x 170	500 x 400 x 230	600 x 400 x 230	
	With double bit lock 3 mm		one point closing system				
		Ref. No.	ANG1208	ANG1612	ANG2016	ANG2416	
			one point closing system	one point closing system	three point closing system	three point closing system	
Padlockable with quick release twist latches	Ref. No.	ANG1208PL	ANG1612PL	ANG2016PL	ANG2416PL		
			three point closing system	three point closing system	three point closing system		
	<b>Mounting plates</b>	H x W x D, in.	9.8 x 5.9	13.8 x 9.8	17.7 x 13.8	21.7 x 13.8	
		H x W x D, mm.	250 x 150	350 x 250	450 x 350	550 x 350	
	Fiberglass	Ref. No.	ABP1208N	ABP1612N	ABP2016N	ABP2416N	
	Aluminum	Ref. No.	ABP1208A	ABP1612A	ABP2016A	ABP2416A	
	Steel	Ref. No.	ABP1208S	ABP1612S	ABP2016S	ABP2416S	
	<b>Mounting frame</b>	Ref. No.	831030	831041	831057	831070	
	Banks		2	2	3	3	
	Modules		12	24	54	54	
	<b>Full cover plates</b>	Plain	Ref. No.	AFP1208N	AFP1612N	AFP2016N	AFP2416N
		With cut-outs for DIN-rail equipment	Ref. No.	831029	831040	831056	831069
	With cut-out for individual modular cover plates	Ref. No.	-	831790	831791	831792	
	Number of ind. mod cover plates containable		-	2	3	3	
	<b>Individual modular cover plates IP20 (PVC)</b>	H x W, in.		5.9 x 9.4	5.9 x 13.5	5.9 x 13.5	
		H x W, mm.	-	150 x 239	150 x 343	150 x 343	
	Plain	Ref. No.	-	831797 (*)	831799	831801 (**)	
	With cut-out for DIN-rail equipment	Ref. No.	-	831796 (*)	831798	831800 (**)	
	Modules		-	12	17	18	

		
<b>AN2820</b>	<b>AN3325</b>	<b>AN4032</b>
27.6 x 19.7 x 10.6	31.5 x 23.6 x 11.8	39.4 x 31.5 x 11.8
700 x 500 x 270	800 x 600 x 300	1000 x 800 x 300
<b>AN2820</b>	<b>AN3325</b>	<b>AN4032</b>
three point closing system	three point closing system	three point closing system
<b>AN2820PL</b>	<b>AN3325PL</b>	<b>AN4032PL</b>
three point closing system	three point closing system	three point closing system
27.6 x 19.7 x 10.6	31.5 x 23.6 x 11.8	39.4 x 31.5 x 11.8
700 x 500 x 270	800 x 600 x 300	1000 x 800 x 300
<b>ANG2820</b>	<b>ANG3325</b>	<b>ANG4032</b>
two point closing system	three point closing system	three point closing system
<b>ANG2820PL</b>	<b>ANG3325PL</b>	<b>ANG4032PL</b>
three point closing system	three point closing system	three point closing system
650 x 450	750 x 550	950 x 750
<b>ABP2820N</b>	<b>ABP3325N</b>	<b>ABP4032N</b>
<b>ABP2820A</b>	<b>ABP3325A</b>	<b>ABP4032A</b>
<b>ABP2820S</b>	<b>ABP3325S</b>	<b>ABP4032S</b>
<b>831086</b>	<b>831103</b>	<b>831117</b>
4	4	5
88	112	200
<b>AFP2820N</b>	<b>AFP3325N</b>	<b>AFP4032N</b>
<b>831085</b>	<b>831102</b>	<b>831116</b>
<b>831793</b>	<b>831794</b>	<b>831795</b>
4	8	10
150 x 423	150 x 239	150 x 343
5.9 x 16.7	5.9 x 9.4	5.9 x 13.5
<b>831803</b>	<b>831797 (*)</b>	<b>831801 (**)</b>
<b>831802</b>	<b>831796 (*)</b>	<b>831800 (**)</b>
<b>22</b>	<b>12</b>	<b>18</b>

## Applications


- Industry
- Steel works
- Oil refineries
- Breweries
- Shipyards
- Public utilities






# FERRAZ SHAWMUT

## ARIA Series



- ① Housing in one piece
- ② Removable door: left- or right-hand hinged
- ③ Slightly curved gasket-slot avoiding stagnant water
- ④ Fixing points at rear of door
- ⑤ Cover plate:
  - polyester RAL 7035
  - hinged
  - independent
  - reversible
  - sealable
  - with snap-on fixing
- ⑥ Three point closing system with one lock. Exchangeable locks.
- ⑦ Independent rail for terminal blocks
- ⑧ Mounting frame
  - removable
  - predrilled
  - reinforced DIN-rails
- ⑨ Integrated hinges. Door opens 180°
- ⑩ Mounting plate
  - metal
  - pertinax
  - perforated
- ⑪ Direct wall fixing points or wall fixing lugs in synthetic material or stainless steel.

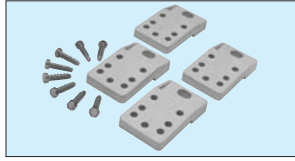
### Accessories



Fixing lugs

**AN-MFSS** 1

Set of 4 fixing lugs.  
304 stainless steel.



**AN-NMF** 1

Set of 4 fixing lugs in polyamide



Hinge supports

**AFPH** 1

Set of 2 hinge supports for front panel



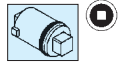
Locks

Interchangeable (one key included)



**831008** 1

3 mm



**831005** 1

8 mm



**831006** 1


8 mm



**831007** 1

11 mm

Other locks on request.

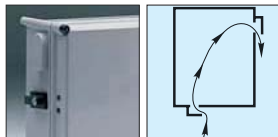


Air vents IP44

Two air vents must be mounted per enclosure to ensure sufficient air circulation and prevent water condensation.

Complete with template and screws.

The air vents are preferably mounted in the upper and lower part of the base.



**MEDV** 1

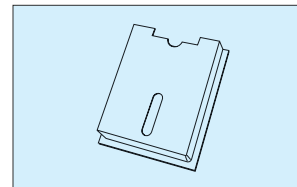
Set of 2 pieces in polyamide.

RAL 7036

Document pocket

**1021-020** 1

Self adhesive - transparent  
W x H = 155 x 225 mm



Handles

① **A-HN** 1

Neutral handle

**A-HKL** 1

Handle with lock and 2 keys V2432E

**A-HNM** 1

Handle with lock and 2 keys 1242E

**A-HNMKL** 1

Handle with lock and 2 keys 405E

**A-HNMPL** 1


Handle with lock and 2 keys 455E

② **831821** 1

Handle for profile half cylinder

③ **831822** 1


Handle for profile half cylinder for padlocking



Ventilation grids (IP44)

**RDV** 1

Set of two ventilation grids  
Drilling  $\varnothing$ 34,9 mm

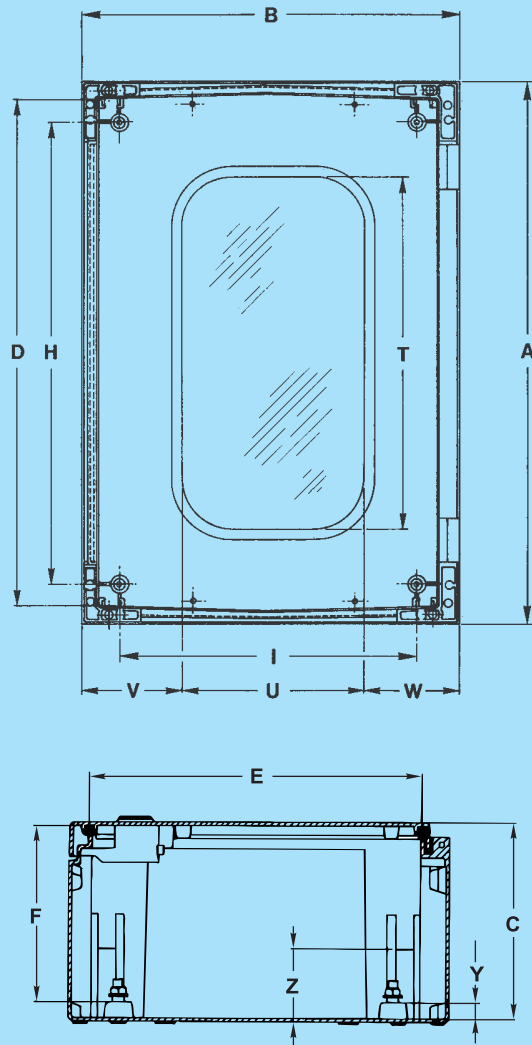




# FERRAZ SHAWMUT

## ARIA Dimensional Drawings

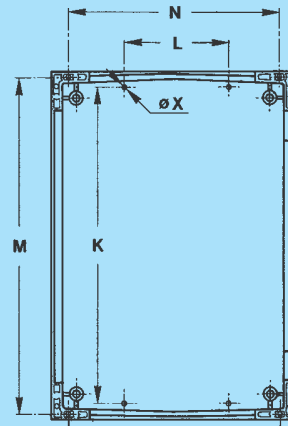
### Cabinets



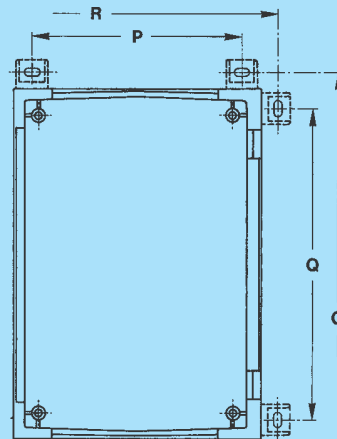
	Dimensions						
AN	1208	1612	2016	2416	2820	3305	4032
A	315	415	515	615	735	835	1035
B	215	315	415	415	535	635	835
C	170	170	230	230	270	300	300
D	275	375	475	575	675	775	975
E	170	270	370	370	470	570	770
F	148	148	208	208	248	278	277
H	225	325	425	525	625	725	925
I	125	225	325	325	425	525	725
K	275	375	475	575	675	775	975
L	70	150	200	200	300	400	600
M	295	395	495	595	-	-	-
N	155	255	355	355	-	-	-
O	362	462	562	662	782	882	1082
P	162	262	362	362	482	582	782
Q	262	362	462	562	682	782	982
R	262	362	462	462	582	682	882
T	-	280	380	480	580	680	880
U	-	130	230	230	330	430	630
V	-	70	70	70	80	80	80
W	-	115	115	115	125	125	125
X	6	6	6	6	8	8	8
Y	14	14	15,5	15,5	15,5	15,5	15,5
Z	28	25	88	88	118	148	148

### Wall mounting

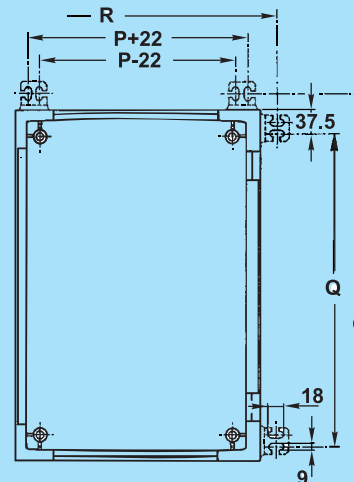
Direct to the wall



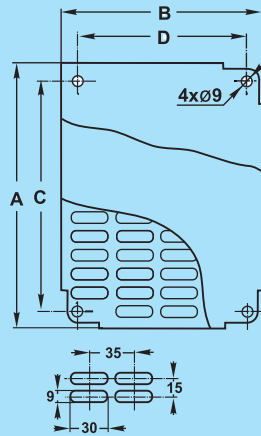
By fixing lugs in polyamide



By fixing lugs in stainless steel



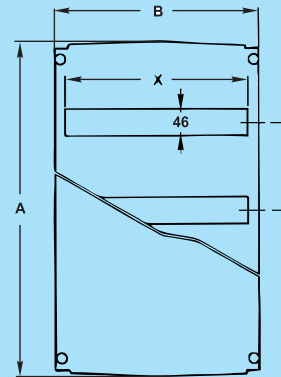
### Mounting plates



Dimensions				
AN	A	B	C	D
1208	250	150	225	125
1612	350	250	325	225
2016	450	350	425	325
2416	550	350	525	325
2820	650	450	625	425
3325	750	550	725	525
4032	950	750	925	725

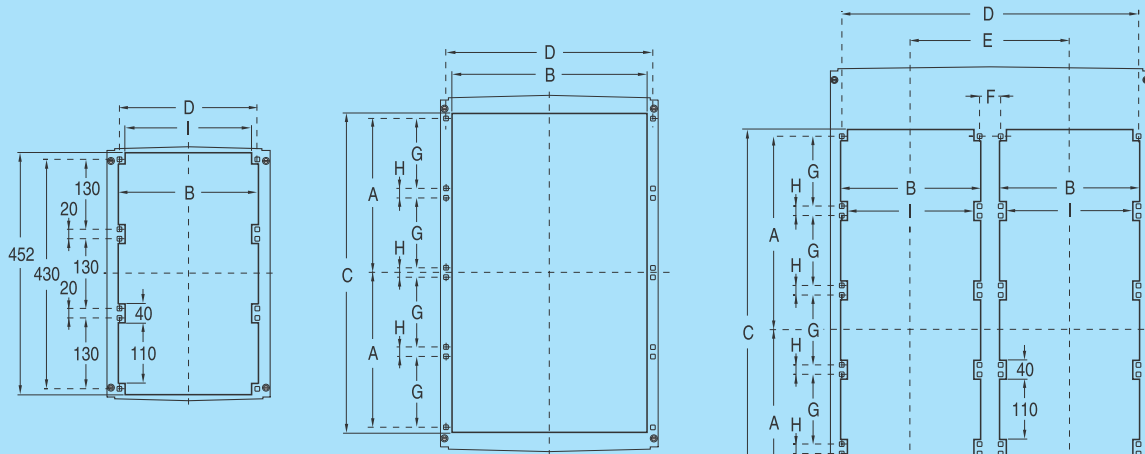
### Cover plates

Plain and with openings for DIN-rail equipment



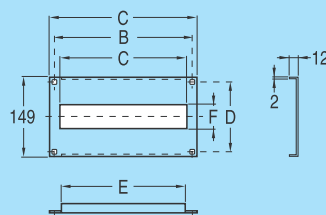
Dimensions					
AN	A	B	X	Y	
1208	2 rows	279	162	108	125
1612	2 rows	379	262	216	150
2016	3 rows	479	362	324	150
2416	3 rows	579	362	324	150
2820	4 rows	690	462	396	150
3325	4 rows	790	562	2 x 216	150
4032	5 rows	990	762	2 x 324	150

### Cover plates with cut-out for individual modular cover plates



Dimensions										
Type	A	B	C	D	E	F	G	H	I	Mod.
AN1612	140	216	302	236	-	-	130	20	-	24
AN2016	-	308	-	303	-	-	-	-	283	51
AN2416	-	326	-	336	-	-	-	-	316	54
AN2820	290	400	602	428	-	-	130	20	-	88
AN3325	290	216	602	524	288	52	130	20	-	96
AN4032	365	326	752	732	396	60	130	20	316	180

### Individual modular cover plate



Dimensions						
Ref. No.	A	B	C	D	E	F
831796	255	236	216	130	210	46
831797	255	236	0	130	210	0
831798	322	303	306	130	280	46
831799	322	303	0	130	280	0
831800	355	336	324	130	312	46
831801	355	336	0	130	312	0
831802	455	428	396	130	396	46
831803	455	428	0	130	396	0