


Type SJS/SJP 4.5 Ø X14.5mm

Normal Blow

Glass Fuse Series



Approvals

SJS & SJP (With Pig-Tail)
PSE 1A ~ 10A

Electrical Characteristics

Rated Current	1.3 In	1.6 In	2 In
	MIN	MAX	MAX
10mA ~ 10A	4 Hrs.	1 Hrs	5 Sec

Interrupting Ratings

1A ~ 10A: 500 amperes at 125V AC
100 amperes at 250V AC

Physical Specification

Materials

Glass body / Nickel Brass Caps

Lead Wire: Tin-lead plated Copper, Diameter Ø0.6mm.


Packaging

In Bulk: SJS - 2, 000 pcs ; SJP - 500 pcs per box

Type JWL/JWP 5 Ø X20mm

Slow Blow

Glass Fuse Series



Approvals

JWL & JWP (With Pig-Tail)
PSE 1A ~ 30A

Electrical Characteristics

Rated Current	1.3 In	1.6 In	2 In	
	MIN	MAX	MIN	MAX
10mA ~ 30A	4 Hrs.	1 Hrs	5 Sec.	120 Sec

Interrupting Ratings

10mA ~ 30A: 500 amperes at 125V AC
100 amperes at 250V AC

Physical Specification

Materials

Glass body / Nickel Brass Caps

Lead Wire: Tin-lead plated Copper, Diameter Ø0.8mm.

Packaging

In Bulk: JWL - 1, 000 pcs ; JWP - 500 pcs per box

Type SJL/SJT 4.5 Ø X14.5mm

Slow Blow

Glass Fuse Series



Approvals

SJL & SJT (With Pig-Tail)
PSE 1A ~ 10A

Electrical Characteristics

Rated Current	1.3 In	1.6 In	2 In	
	MIN	MAX	MIN	MAX
10mA ~ 10A	4 Hrs.	1 Hrs	5 Sec.	120 Sec

Interrupting Ratings

1A ~ 10A: 500 amperes at 125V AC
100 amperes at 250V AC

Physical Specification

Materials

Glass body / Nickel Brass Caps

Lead Wire: Tin-lead plated Copper, Diameter Ø0.6mm.


Packaging

In Bulk: SJL - 2, 000 pcs ; SJT - 500 pcs per box

Type JSL/JST 5 Ø X20mm

Slow Blow

Glass Fuse Series



Approvals

JSL & JST (With Pig-Tail)
PSE 1A ~ 30A

Electrical Characteristics

Rated Current	1.3 In	1.6 In	2 In	
	MIN	MAX	MIN	MAX
10mA ~ 30A	4 Hrs.	1 Hrs	2 Sec.	120 Sec

Interrupting Ratings

10mA ~ 30A: 500 amperes at 125V AC
100 amperes at 250V AC

Physical Specification

Materials

Glass body / Nickel Brass Caps

Lead Wire: Tin-lead plated Copper, Diameter Ø0.8mm.

Packaging

In Bulk: JSL - 1, 000 pcs ; JST - 500 pcs per box