

AJT

Time Delay/Class J

UL/CSA LISTED POWER FUSES

MAXIMUM CIRCUIT PROTECTION



Amp-Trap 2000® AJT fuses provide non-indication as well as a SmartSpot® visual open fuse indicator. With advanced material technology the AJT fuse provides IEC Type 2 No Damage protection to main, feeder, and branch circuits, for all types of loads — yet, they require only half the mounting space needed for 600VAC Class RK fuses. AJT's time-delay characteristics are ideal for handling typical motor and transformer inrush currents, while also providing superior current-limiting ability.

FEATURES/BENEFITS:

- Non-indicating or solid state SmartSpot visual blown fuse indicator
- Time-delay for motor starting and transformer inrush
- 300kA interrupting rating - self-certified, UL witnessed tests
- Extremely current-limiting for low peak let-thru current
- Non-indicating fuses suitable for use in NEC Class I Division 2 hazardous locations¹
- Recommended for Arc Flash energy reduction
- Small footprint requires less mounting space and allows smaller, more economical fuse blocks
- Easy 2-to-1 selectivity for prevention of nuisance shutdowns
- Unique Class J dimensions prevent replacement errors
- High-visibility orange label gives instant brand recognition
- Metal-embossed date and catalog number for traceability and lasting identification
- Fiberglass body provides dimensional stability in harsh environments
- High-grade silica filler ensures fast arc quenching
- Optional EI open fuse indicator/switch mount for AJT70 to 600

¹ Mersen highly recommends installation in Class I Division 2 certified sealed enclosure.

RATINGS:

- **Volts:**
 - 1-12A and 110-600A models: 600VAC or less, 500VDC or less
 - 15-100A models: 700VAC or less, 400VDC or less
- **Amps:** 1 to 600A
- **IR:** 200kA I.R. AC, 100kA I.R. DC (Self-certified for 600VAC, 300kA I.R., UL witnessed).

APPLICATIONS:

- Motor circuits
- Mains
- Feeders
- Branch circuits
- Lighting, heating & general loads
- Transformers
- Control panels
- Circuit breaker back-up
- Bus duct
- Load centers

APPROVALS:

AJT (1-600)[N]:

- UL listed to standard 248-8 File E2137
- DC listed to UL standard 248
- CSA certified to standard C22.2 No. 248.8
- IEC 60269-2-1

AJT (70-600) EI:

- UL listed
- DC tested to UL standard 248



CATALOG NUMBERS (AMPS)

1-7A: Non-indicating only; SmartSpot visual indicator not available		8-600A: Non-indicating and SmartSpot versions available		
For non-indicating, add suffix 'N' to catalog number. Ex.: AJT30 [indicating]; AJT30N [non-indicating].				
AJT1N	AJT3-2/10N	AJT8	AJT45	AJT200
AJT1-1/4N	AJT3-1/2N	AJT9	AJT50	AJT225
AJT1-1/2N	AJT4N	AJT10	AJT60	AJT250
AJT1-6/10N	AJT4-1/2N	AJT12	AJT70	AJT300
AJT1-8/10N	AJT5N	AJT15	AJT80	AJT350
AJT2N	AJT5-6/10N	AJT17-1/2	AJT90	AJT400
AJT2-1/4N	AJT6N	AJT20	AJT100	AJT450
AJT2-1/2N	AJT6-1/4N	AJT25	AJT110	AJT500
AJT2-8/10N	AJT7N	AJT30	AJT125	AJT600
AJT3N		AJT35	AJT150	
		AJT40	AJT175	

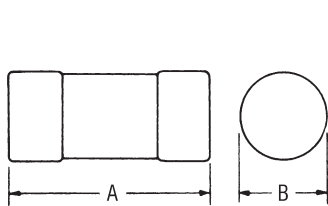
RECOMMENDED FUSE BLOCKS WITH BOX CONNECTORS FOR AMP-TRAP® CLASS J FUSES

Fuse Ampere Rating	Catalog Number	
	1 Pole	3 Pole
0-30	US3J1I	US3J3I
31-60	US6J1I	US6J3I
61-100	61036J	61038J
101-200	62001J	62003J
201-400	64031J	64033J
401-600	6631J	6633J

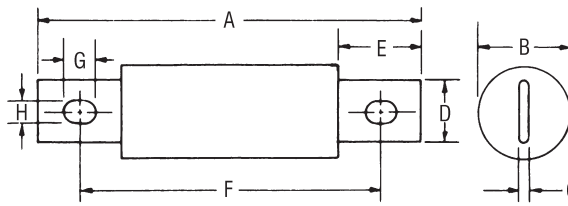
A variety of pole configurations and termination provisions are available. Refer to Section FB for details.

DIMENSIONS

Ampere Rating	A		B		C		D		E		F		G		H	
	in	mm	in	mm	in	mm	in	mm	in	mm	in	mm	in	mm	in	mm
1-30	2-1/4	57	13/16	21	-	-	-	-	-	-	-	-	-	-	-	-
31-60	2-3/8	60	1-1/16	27	-	-	-	-	-	-	-	-	-	-	-	
61-100	4-5/8	117	1-1/16	27	1/8	3.2	3/4	19	1	25	3-5/8	92	3/8	10	9/32	7
101-200	5-3/4	146	1-5/8	41	3/16	4.8	1-1/8	29	1-3/8	35	4-3/8	111	3/8	10	9/32	7
201-400	7-1/8	181	2-1/8	54	1/4	6.3	1-5/8	41	1-7/8	48	5-1/4	133	17/32	14	13/32	10
401-600	8	203	2-1/2	64	3/8	9.5	2	51	2-1/8	54	6	152	11/16	18	17/32	13

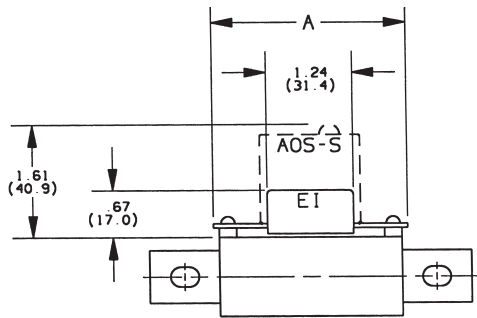


1-60A



70-600A

OPTIONAL INDICATOR/MICROSWITCH MOUNT (EI) DIMENSIONS:



Note: Fuses with the EI option are designed to work with the AOS-S or AOS-Q add-on switch (ordered separately).



Catalog Number	A
AJT (70-100)-EI	2.8 in (71.0 mm)
AJT (110-200)-EI	3.22 in (81.8 mm)
AJT (225-400)-EI	3.24 in (82.2 mm)
AJT (450-600)-EI	3.61 in (91.8 mm)